



Australian Government
Department of Education and Training

In Focus: Iran

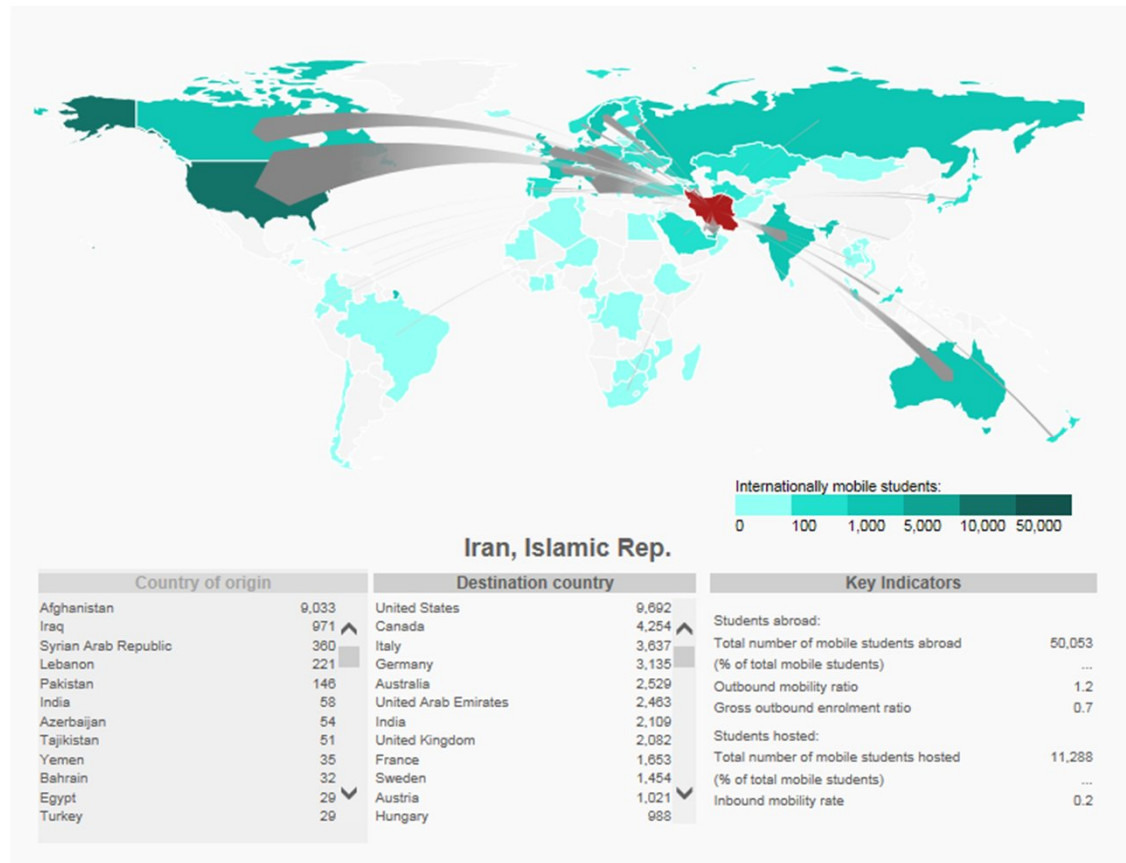
Australian International Education Conference 2016

Stephen Trengove-Jones

Director of the Americas, APEC, Middle East and Africa
Section

International Mobility Branch

Australia 5th top destination for Iranian tertiary students



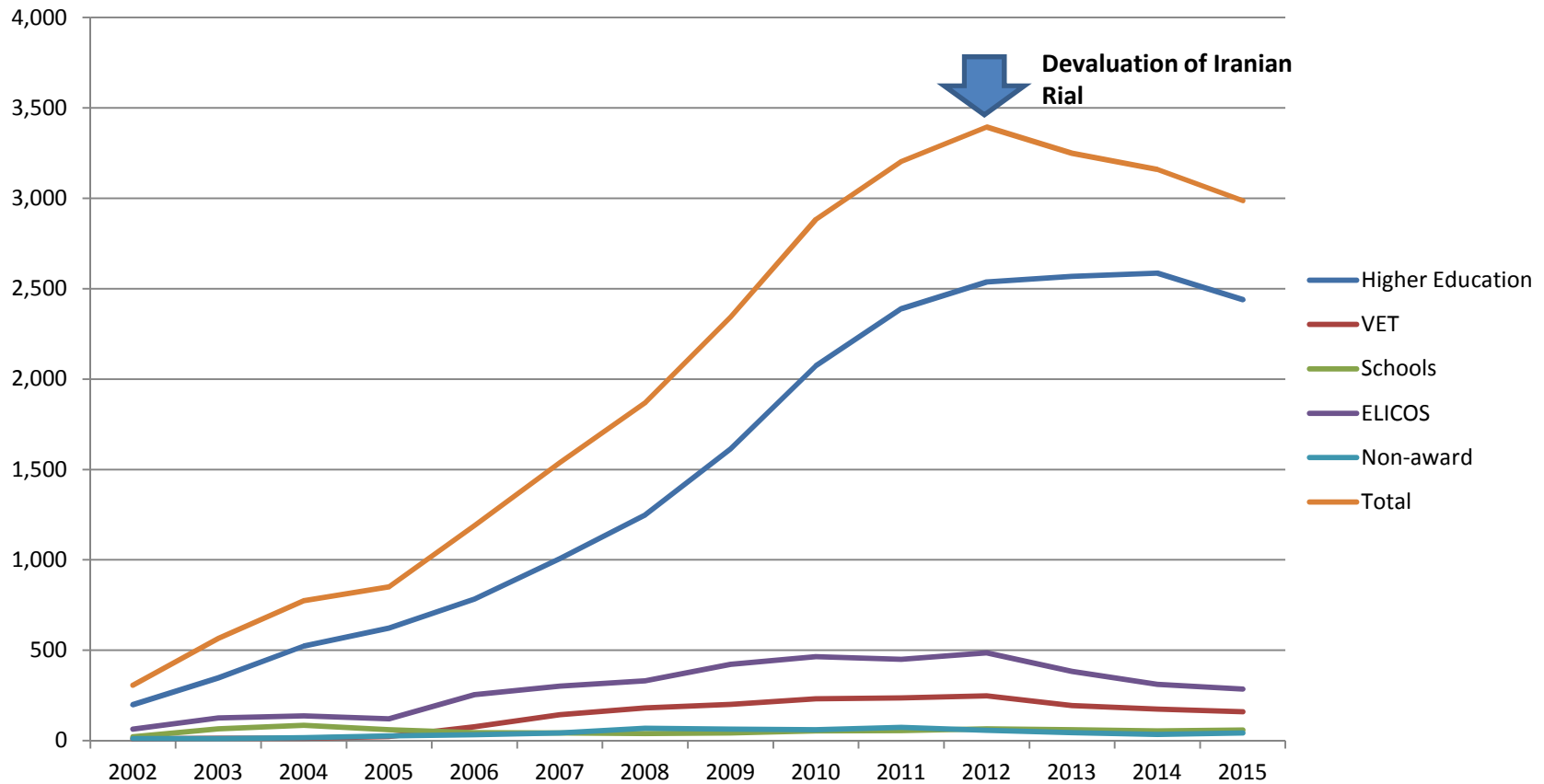
Source: UNESCO Institute for Statistics 2014

Iranian student enrolments in Australia

- 2,987 Iranian student enrolments in Australia across all education sectors in 2015
- 82% of enrolments in higher education
- Largest volume of enrolments in higher education were in *Engineering and Related Technologies and Management and Commerce*

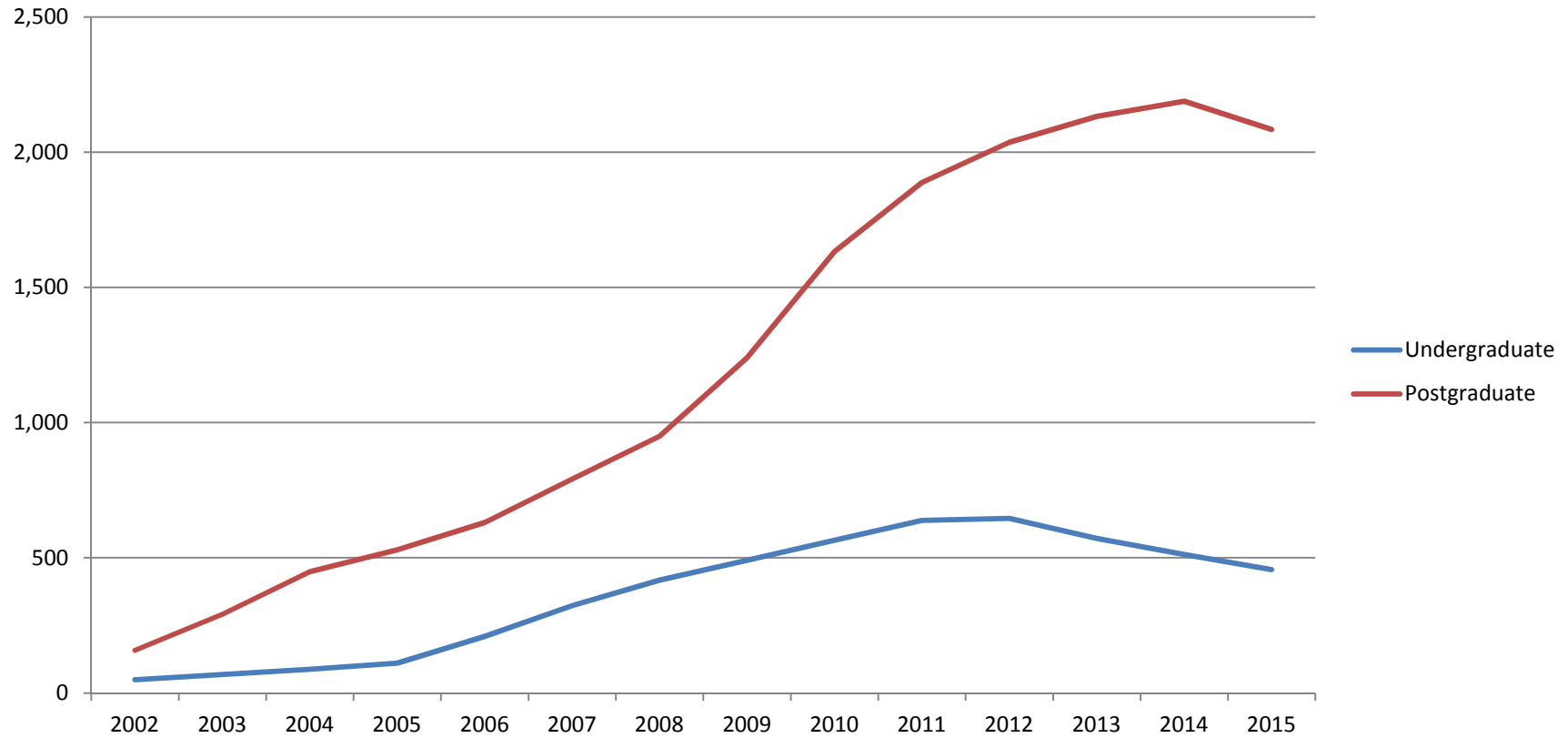


Growth of Iranian students in Australia by sector



Source: Department of Education and Training 2015

Iranian undergraduate and postgraduate students in Australia



Source: Department of Education and Training 2015



- From 2007-2016, 65 Iranians studied in Australia on an Australia Awards-Endeavour Scholarship or Fellowship and 3 Australians studied in Iran

Dr Farshad Amiraslani

Australia-Awards Endeavour Postgraduate Scholarship recipient from Iran hosted by University of Sydney

PhD on desertification management and monitoring



“My Endeavour Scholarship has offered a secure setting through supporting me financially, through well organised administration and communication linkages. Without my Endeavour Scholarship, I could have never studied abroad”

Source: Department of Education and Training



Research collaboration between Australia and Iran

Name	Rank	Web of Science Documents	Category Normalized Citation Impact	▼ Times Cited	% Docs Cited
USA	1	1,583	1.78	4,633	57.36%
MALAYSIA	2	756	2.3	2,917	60.58%
ITALY	3	523	3.16	2,773	63.29%
UNITED KINGDOM	4	651	2.48	2,700	60.98%
GERMANY (FED REP GER)	5	653	2.46	2,677	62.94%
INDIA	6	318	4.66	2,611	71.7%
ENGLAND	7	567	2.71	2,586	62.08%
CHINA MAINLAND	8	371	4.04	2,516	69.81%
FRANCE	9	359	3.81	2,343	68.52%
SPAIN	10	403	3.52	2,307	68.73%
TURKEY	11	387	3.54	2,276	64.86%
CANADA	12	791	1.95	2,241	51.2%
SOUTH KOREA	13	318	3.82	2,062	65.09%
SAUDI ARABIA	14	261	4.92	1,988	68.97%
SWITZERLAND	15	232	5.03	1,985	74.14%
AUSTRALIA	16	593	2.29	1,959	58.01%

Source: Thomson Reuters - InCites 2015

Reported impacts on Iranian students

IMPACTS

Devaluation of the Iranian Rial

Prior financial restrictions above \$20,000 (legislated)

Restrictions imposed by Australian banks

Prior international & Australian autonomous sanctions

Nuclear science research restrictions for Iranian students in Australia

Reports of students in Iran being excluded from education

IRR to AUD Chart

9 Oct 2011 00:00 UTC - 7 Oct 2016 03:02 UTC IRR/AUD close 0.00004 low 0.00004 high 0.00010



Source: XE.com

Opportunities in education and training

OPPORTUNITIES

Australian provider
presence in Middle East

Iran's demand for expanded
management training

Nanotechnology,
biotechnology, Halal
products

35 science and technology
parks in Iran

Direct cooperation between
higher education institutes

Faculty exchanges, joint
projects, interdisciplinary
projects




Science and Technology Park in Tehran

The way forward ...

Australian Government initiatives supporting international education

- **National Strategy for International Education 2025**
- **Australian International Education 2025** Austrade's long-term market development roadmap
- Department of Foreign Affairs and Trade's **Australia Global Alumni Strategy**
- Department of Immigration and Border Protection's **simplified student visa framework**



Thank you

stephen.trengove-jones@education.gov.au

