



Australian Government  
Department of Education

# Brazil in Focus

**Mr Niclas Jönsson**

Counsellor (Education & Science) Latin America

AIEC Adelaide, 7 October 2015

# Department of Education & Training, Brasilia

- Education office for Latin America established at Australian Embassy, Brasilia in October 2014
- Exploring opportunities for closer cooperation between Brazil and Australia in education, training and research
- Latin America a priority in Draft International Education Strategy
- Vice-Minister for Tourism and International Education  
Senator the Hon Richard Colbeck



# About Brazil

- Population: 204 million (5<sup>th</sup>)
- 7th largest economy
- GDP per capita (PPP): US\$16,100
- Largest city: Sao Paulo 21 million
- Capital city: Brasilia
- Main language: Portuguese



## Brazil snap shot (1/3)

- The 2013 Higher Education Census registered 7.5 million students enrolled in the 2,391 higher education institutions
- Mixed system of public and private funded universities
- The public sector is reasonably well funded, attracts highly-qualified academic staff, offers quality programs and has good student to teacher ratios
- Public sector carries out the majority of scientific research and are main providers of accredited postgraduate programs
- Higher education is free at all public institutions, entry is competitive



## Brazil snap shot (2/3)

- The number of private higher education institutions has gradually increased since the early 1990s
- In 2013, among 5.4 million undergraduate students, 71.4% were enrolled with private institutions
- The sector is generally considered to be of lower quality than the public sector
- However, there are high quality private universities which share many of the quality indicators seen in the public sector



## Brazil snap shot (3/3)

- Public investment in education has increased sharply since 2000
- Public expenditure on education 6.1% (2011)
  - OECD average 5.6%
- Public institutions spend four times more per tertiary student than per school student
- 13% of population has attained tertiary education
  - OECD average 33%
- Tertiary-educated adults earn 2.5 times more than those with upper secondary education



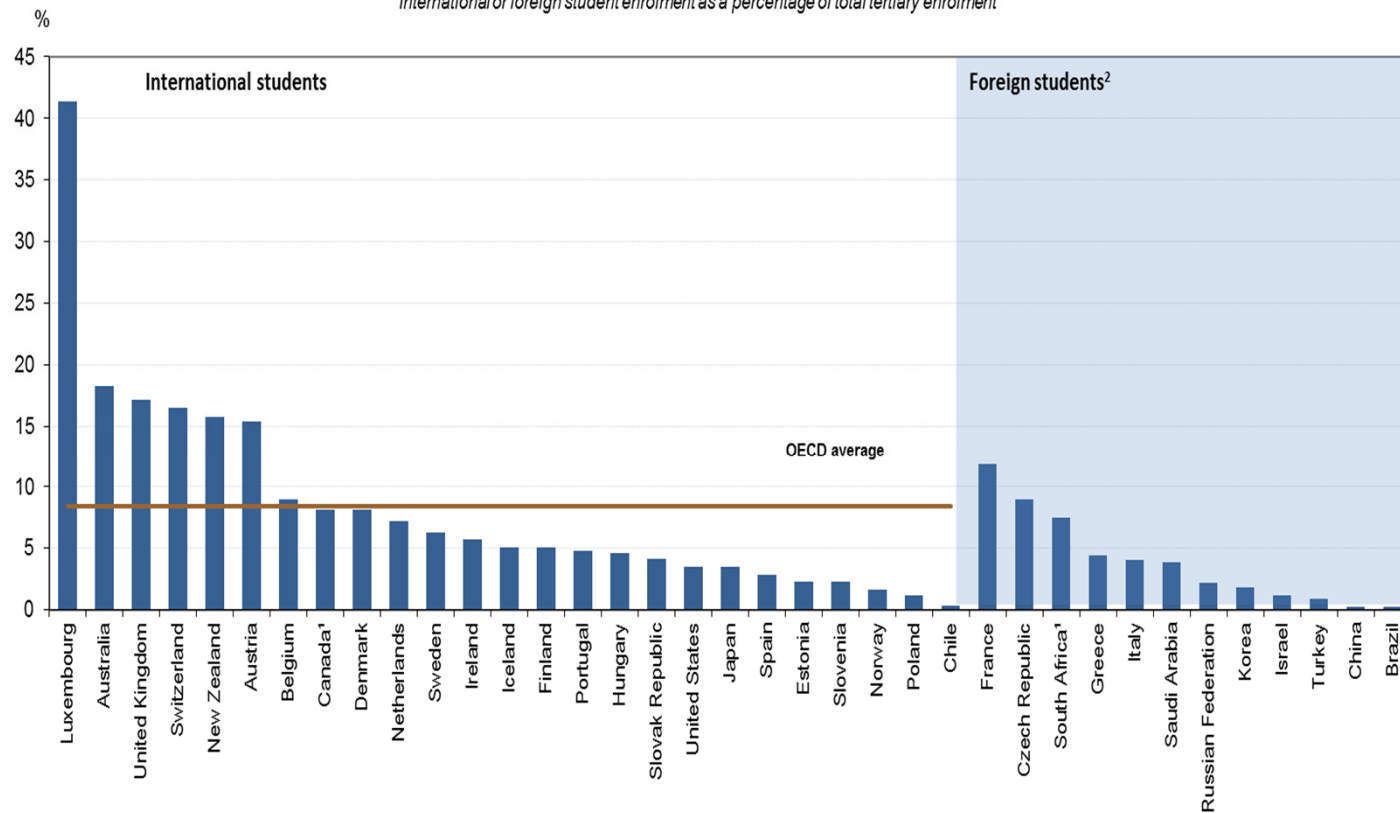
# University Rankings (2015/16)

	QS World University rankings	Times Higher Education (2014/15)	Top subject / faculty (QS)
<i>Universidade de São Paulo (USP)</i>	<b>143</b>	<b>251-300</b>	<b>#12 Dentistry #85 Social sciences &amp; Management</b>
<i>Universidade estadual de Campinas(Unicamp)</i>	<b>195</b>	<b>351-400</b>	<b>#17 Dentistry #108 Engineering &amp; Technology</b>
<i>Universidade Federal do Rio de Janeiro</i>	<b>323</b>	<b>501-600</b>	<b>#41 Development studies #171 Natural Science</b>
<i>Universidade Federal do Rio Grande Do Sul</i>	<b>451-460</b>	<b>601-800</b>	<b>#51-100 Pharmacy &amp; Pharmacology #236 Engineering &amp; Technology</b>
<i>The Universidade Estadual Paulista (Unesp)</i>	<b>481-490</b>	<b>601-800</b>	<b>#31 Dentistry</b>
<i>Universidade de Brasilia</i>	<b>491-500</b>	<b>601-800</b>	<b>#101-150 Agriculture &amp; Forestry #382 Social Sciences &amp; Management</b>
<i>Universidade Federal de São Paulo (UNIFESP)</i>	<b>491-500</b>		<b>#51-100 Pharmacy &amp; Pharmacology #213 Life Sciences and Medicine</b>

# Student mobility in tertiary education

Chart C4.4. Student mobility in tertiary education (2012)

International or foreign student enrolment as a percentage of total tertiary enrolment



1. Year of reference 2011.

2. Foreign students are defined on the basis of their country of citizenship, these data are not comparable with data on international students and are therefore presented separately in the chart. Countries are ranked in descending order of the percentage of international or foreign students in total tertiary education.

Source: OECD, Table C4.1. See Annex 3 for notes ([www.oecd.org/edu/eag.htm](http://www.oecd.org/edu/eag.htm)).



# Current agreements

- 78 active agreements with Brazil: UA 2014 University Links Data
  - Universidade de São Paulo (10)
  - Universidade Federal do Rio Grande do Sul (7)
  - University of Queensland (10)
  - University of Sydney (9)
- FAPESP, Sao Paulo: 6 agreement with Australian partners since 2013
  - U Melb (2013) ATN (2013) U Sydney (2014) ANU (2014) Victoria U (2014) UNSW (2015)
  - 7 joint calls





**Signing of MOU on Education, Research and Vocational Education & Training**

The Hon Julie Bishop MP – Minister for Foreign Affairs

The Hon Renato Janine Ribeiro – Minister of Education

Brasilia, 3 July 2015

# Brazil education priorities - 2015

- Education will become the priority of priorities
- “Brazil, an educating country”
- Improve school curricula and improve teacher training
- Improve technical training
- Support development of science, technology and innovation by stimulating and strengthening partnerships



# National Plan for Education 2014-2024

- 20-year commitment to eliminate societal inequalities.
- Provision of early childhood education for all four and five year olds
- Universal provision of nine years of schooling
- Raising the enrolment rate in secondary education to 85%
- Increasing university enrolment rate for 18-24 year olds to 33%
- Increasing the proportion of teachers with post-graduate degrees
- Target of 60,000 Master's and 25,000 PhD graduations annually.
- Investment in public education 7% of GDP by 2018 and 10% by 2020



# However, budget difficulties

- Growing economic difficulties
- The Brazilian currency, the *real*, reached a 12-year new low against \$US in September
- Projections that the economy will shrink by more than 2% in 2015
- Public finances are expected to slip into a deficit by US\$8 billion in 2016
- 19% cut to the education budget in 2015
- “Next year, unfortunately, we are told that there will be a bigger cut,”  
*Education Minister Renato Janine Ribeiro, September 2015*



# Science without Borders

- Launched in 2011 to provide 101,000 scholarships
- 7,500 students in Australia (2012-2015)
- Jointly managed by Coordination for the Improvement of Higher Education Personnel (CAPES) and the Brazilian National Council for Scientific and Technological Development (CNPq)
- First phase: CNPq agreements with Group of Eight and Australia Technology Network (ATN)
- Second phase: Universities Australia wide agreement?



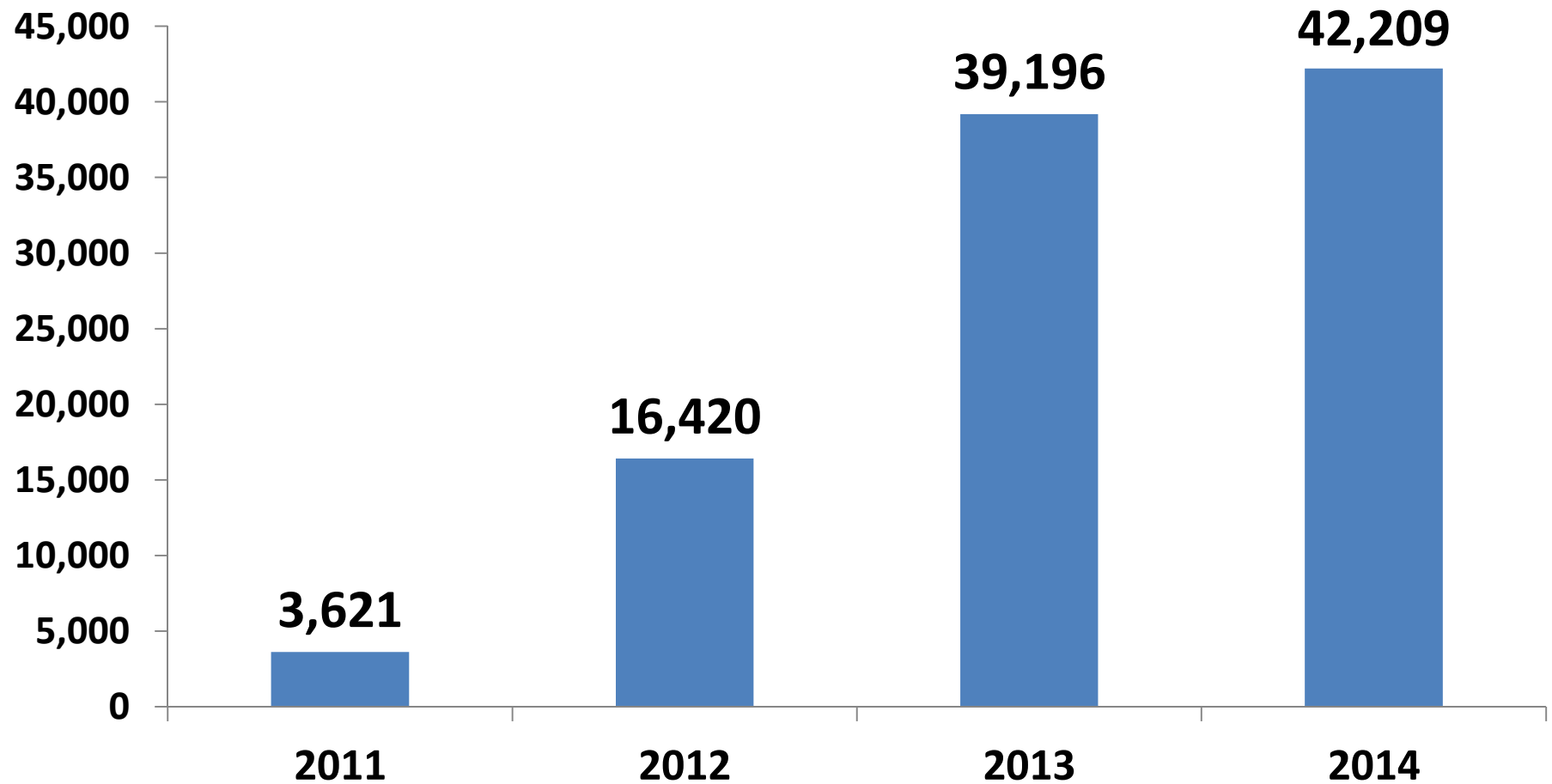
## Science without Borders (cont.)

- Recent reports in Brazilian media that SWB budget to be cut by 40%
- Now generally expected that 2016 round will be postponed
- CNPq has advised that cost will a major consideration in the future
- Student placement may become a function of: cost of living, tuition costs and fees, rankings, access to research facilities, internships
- Universities need to show what is their value proposition



# Execução Global

## Bolsas Concedidas CSF por Ano (Capes e CNPq)



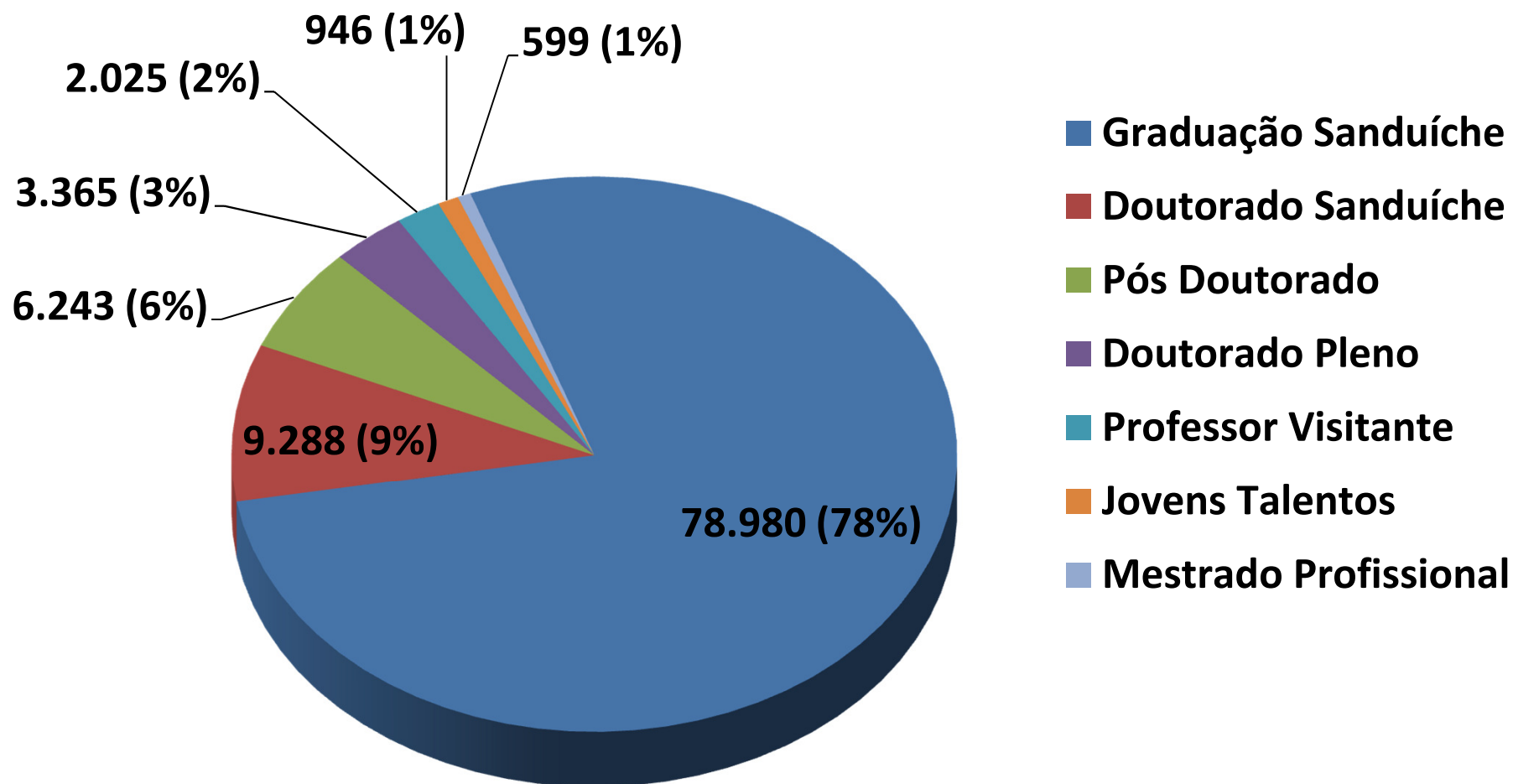
Fonte: CAPES/CNPq;

Data de atualização: 19/12/2014



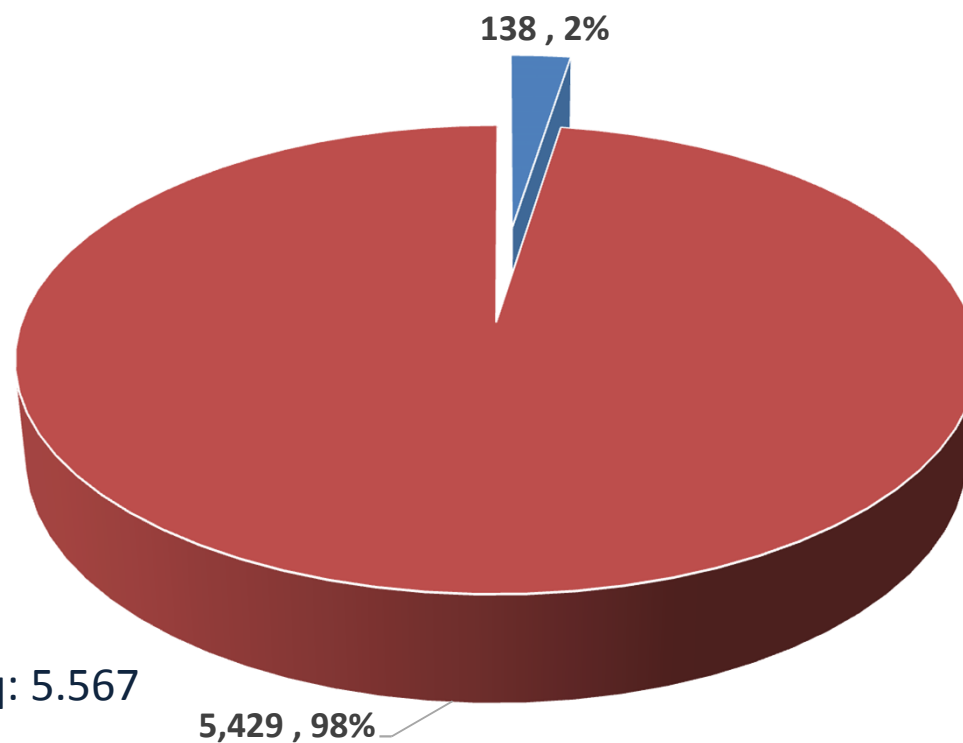
# Execução Global

## Bolsas Concedidas CSF por Modalidade (Capes e CNPq)



Fonte: CAPES/CNPq;  
Data de atualização: 19/12/2014

## Retorno dos bolsistas



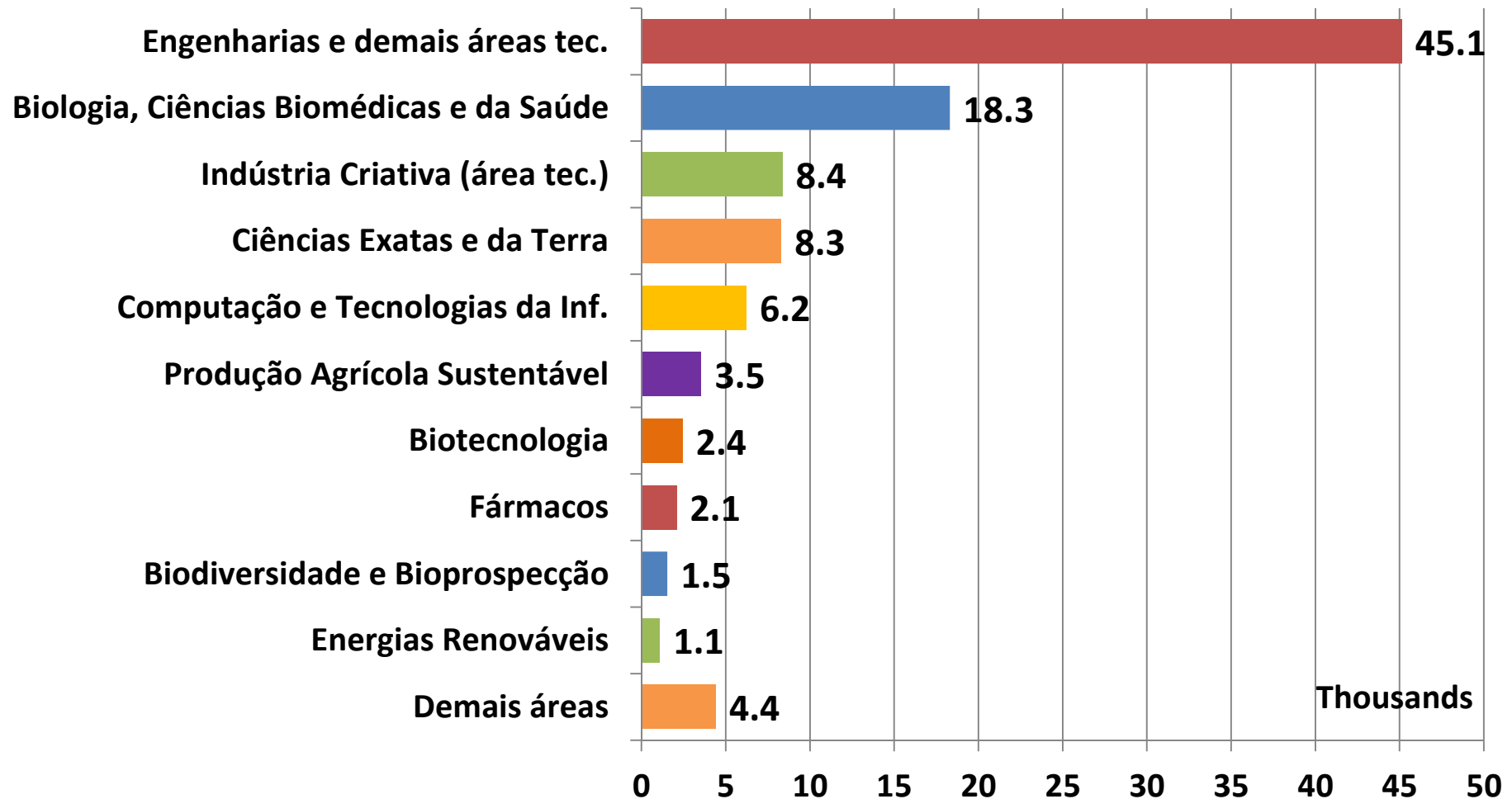
Total da amostra CNPq: 5.567

- 1. O estudante retornou às suas atividades na Universidade? Não
- 1. O estudante retornou às suas atividades na Universidade? Sim

Fonte: CAPES/CNPq;  
Data de atualização: 19/12/2014

# Execução Global

## Por área prioritária

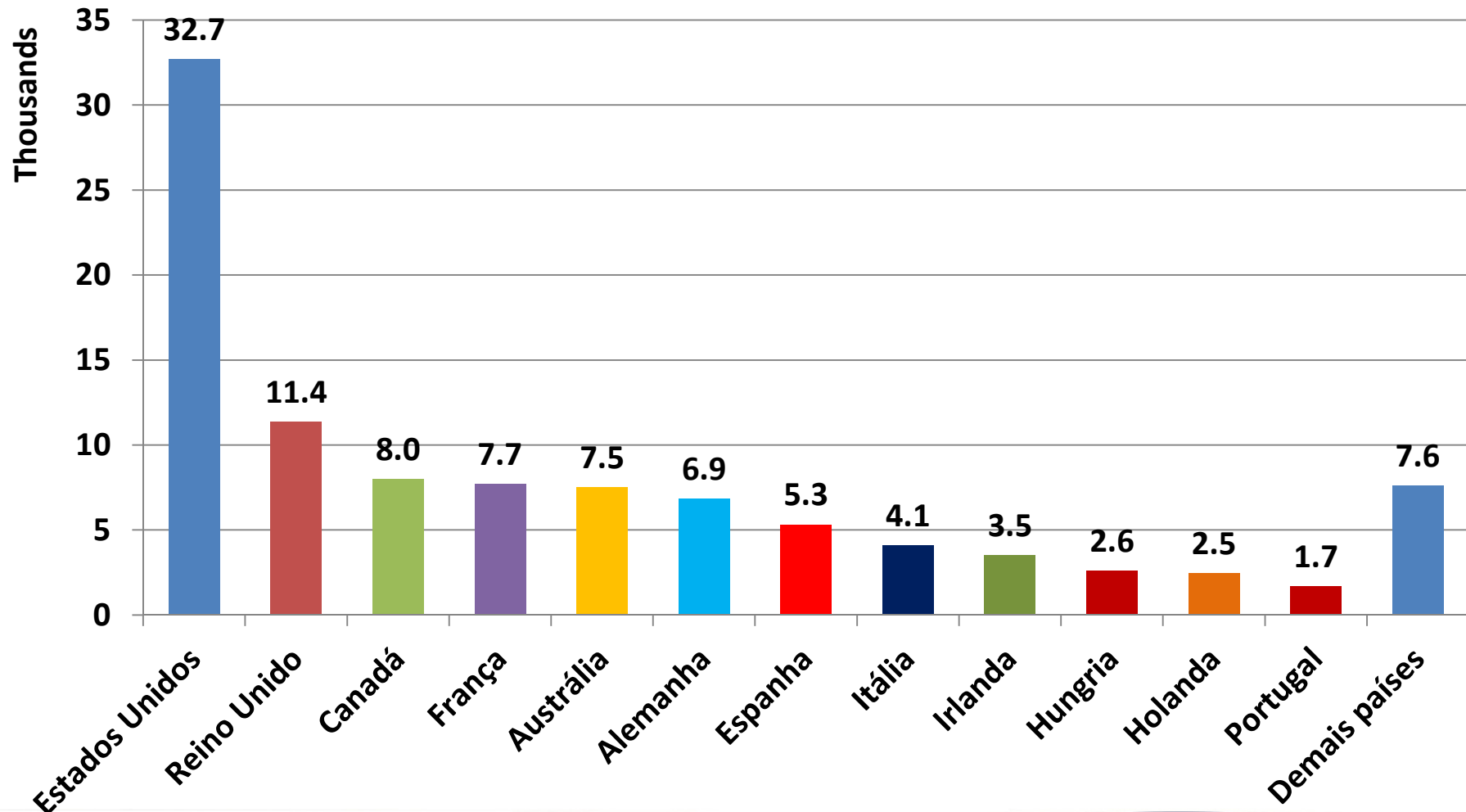


Fonte: CAPES/CNPq

Data de atualização: 19/12/2014

# Execução Global


## Por país de destino

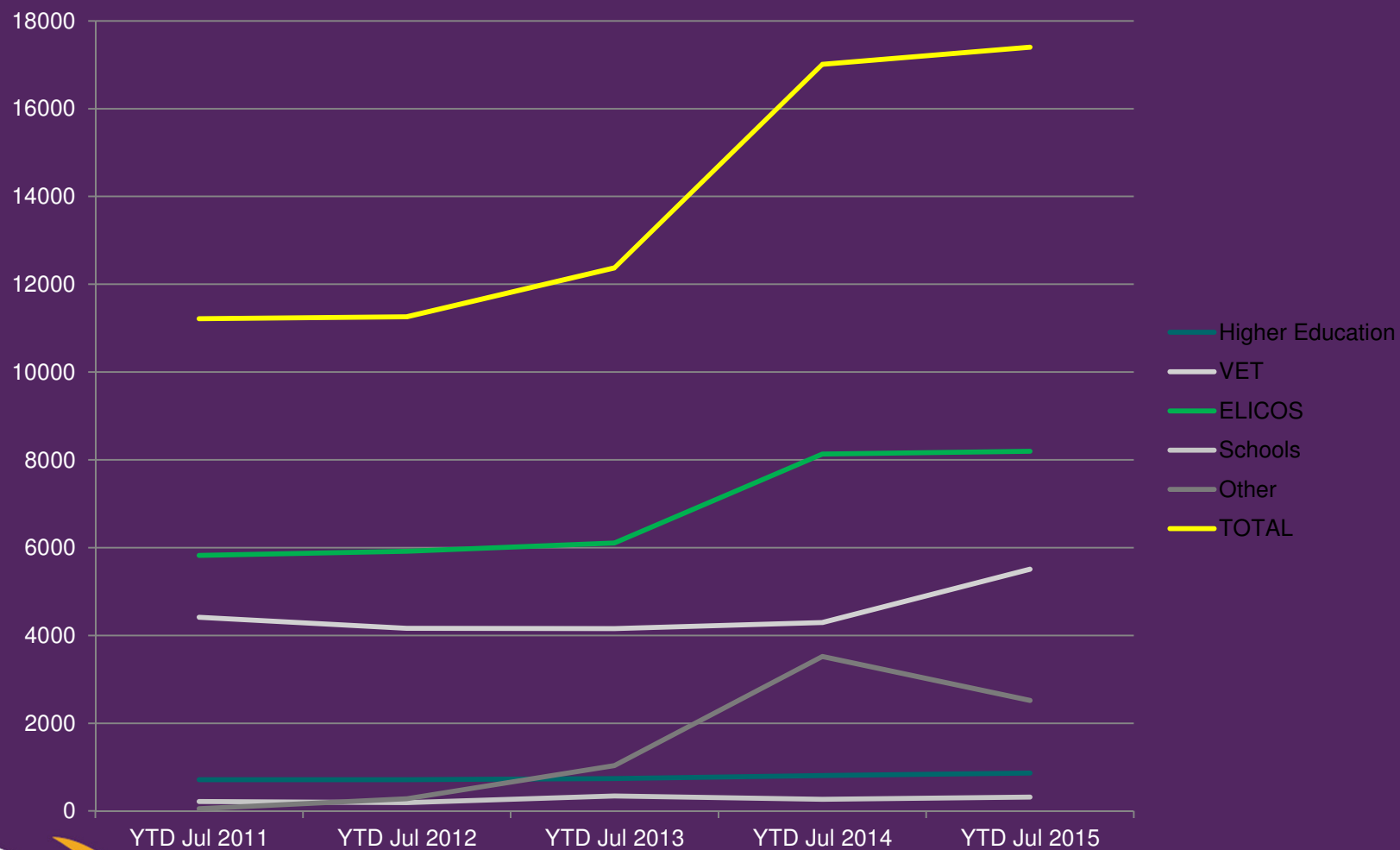


Fonte: CAPES/CNPq

Data de atualização: 19/12/2014

# SWB Legacy

- 101,000 student ambassadors
  - Internationalising Brazilian higher education
    - Qualifications recognition
    - Courses taught in the English language
    - Idiomas sem fronteiras
  - Impact on society in general
  - The world has woken up to Brazil: US, UK, Germany, Netherlands  
Finland, Russia etc...
  - Put Brazil firmly on the research and science map
- 



**Enrolments YTD July 2015**  
 Department of Education and Training

# Obrigado!

[niclas.jonsson@dfat.gov.au](mailto:niclas.jonsson@dfat.gov.au)

